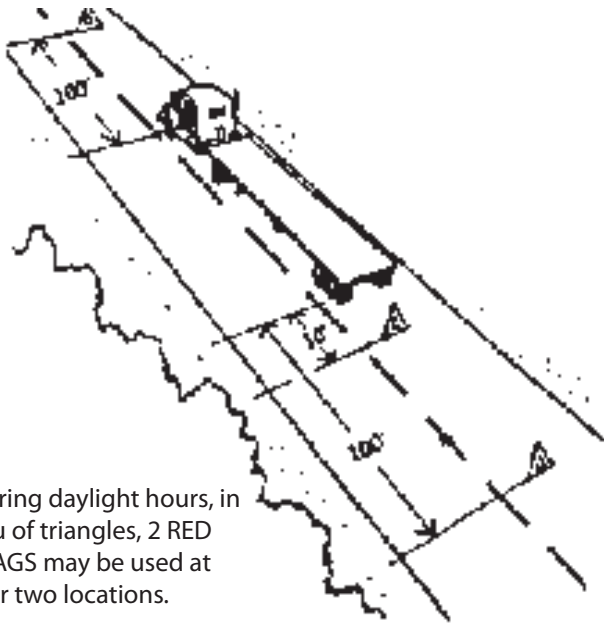




STOPPED VEHICLES EMERGENCY WARNING DEVICES (See Notes)

EMERGENCY WARNING DEVICES

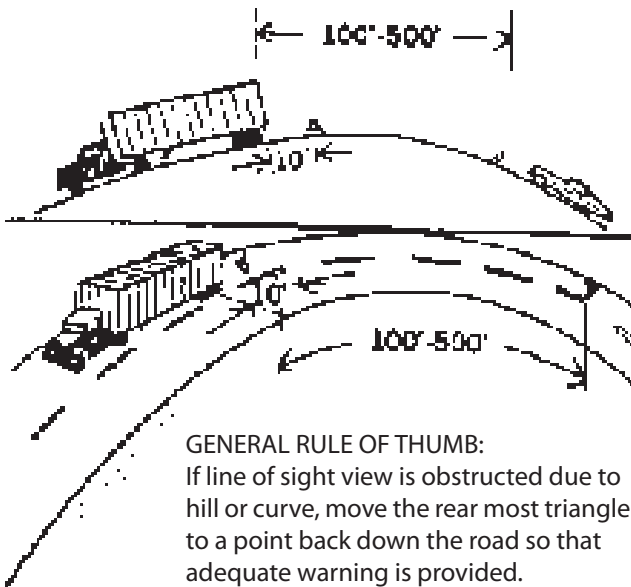
Case #1 - Two Lane or Undivided Highway



During daylight hours, in lieu of triangles, 2 RED FLAGS may be used at rear two locations.

EMERGENCY WARNING DEVICES

Case #2 - Obstructed View

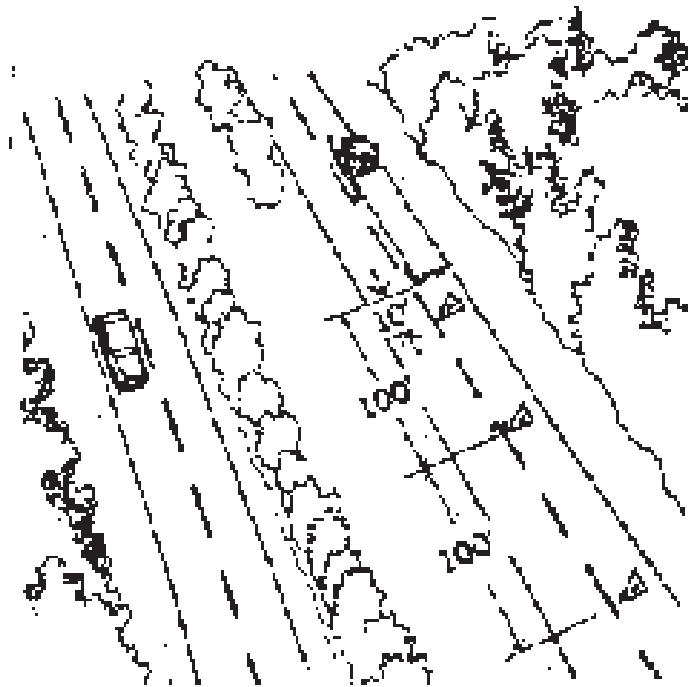


GENERAL RULE OF THUMB:
If line of sight view is obstructed due to hill or curve, move the rear most triangle to a point back down the road so that adequate warning is provided.

Whenever a motor vehicle is stopped upon the traveled portion of a highway or the shoulder of a highway for causes other than necessary traffic stops, the driver of the vehicle shall immediately activate the vehicular hazard warning signal flashers and continue the flashing until the warning devices are placed. Warning devices must be placed within 10 minutes.

EMERGENCY WARNING DEVICES

Case #3 - Divided Highway



NOTE: All of the following types of devices are permissible: Triangles, DOT-over-DOTs (reflectors), Electric Emergency Lanterns, Pot Torches

NOTE: For more detailed information, see Title 49, CFR§392.22 and §393.95

A Safety Message from Project PIE
(Public Information and Education)
Fact Sheet #13
Georgia Department of Public Safety
Motor Carrier Compliance Division
P.O. Box 1456
Atlanta, GA 30371-1456
404-624-7211 www.dps.georgia.gov